

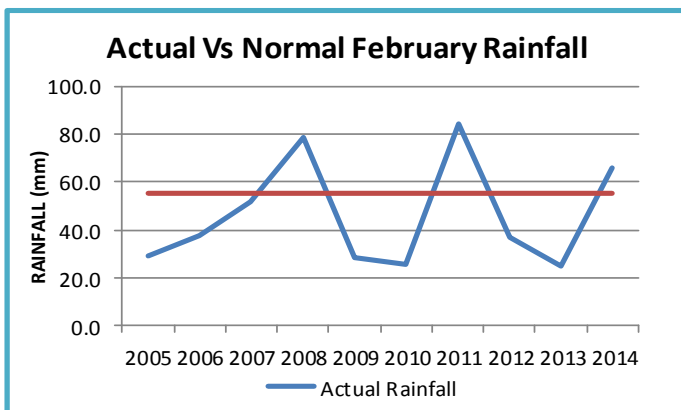
# Weather & Climate

Volume 2, Issue 13

February 2015

## NORMAL FEBRUARY CONDITIONS

|                              |                   |           |
|------------------------------|-------------------|-----------|
| Rainfall Total               | 31.1 mm – 57.0 mm | 1 – 2 in. |
| Avg. No. of Rain days        | 10 days           |           |
| Daily Average Temperature    | 25.1°C – 25.6 °C  | 77 – 78°F |
| Avg. Max. Temperature        | 29°C              | 85 °F     |
| Avg. Min. Temperature        | 23°C              | 73°F      |
| Avg. Daily Hours of Sunshine | 9 hrs             |           |



**We are in the the dry season !.**

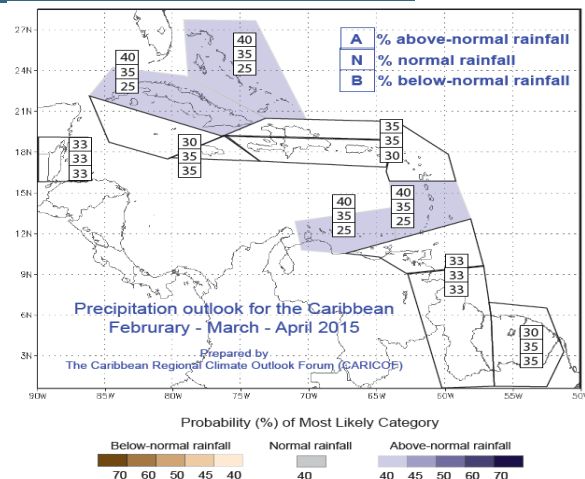
Rainfall for the month of February over the past 10 years had been below-normal 7 out of 10 years.

## Seasonal Outlook for February to April 2015

According to the Caribbean Outlook Forum : [www.cimh.edu.bb/?p=precipoutlook](http://www.cimh.edu.bb/?p=precipoutlook)

The precipitation outlook for the season 'February –April' is hardly predictable at this time. Normal rainfall for this season between 148.1—178.9 mm/6-7 in.

Temperature for most of the Caribbean is forecast to be near-normal to above-normal for the same period.



Recent observations show that the sea surface temperatures in the Eastern Pacific are nearly 0.9°C above average. Models are indicating that temperatures will continue to rise and forecast a weak El Nino by the end of this season.

El Nino is associated with drier conditions across the Caribbean.

Cayman Islands, Jamaica and Haiti have already experienced water shortages.

### NEGATIVE IMPACTS:

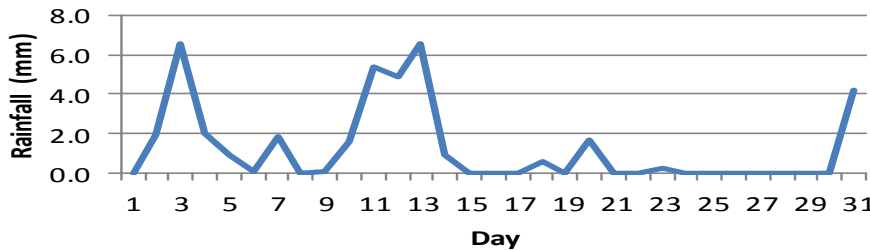
**This season:**

- ◆ Increase risks of bush fires & heat stress during drier periods.
- ◆ Limited risk of vector borne diseases.

# JANUARY 2015 IN REVIEW

Rainfall for January was 43% below the normal monthly total. There were no significant rainfall events during this month. The Atlantic High dominated thus generating windy conditions.

## January 2015 Daily Rainfall (mm)



The normal rainfall for January ranges from 60.2– 85.0 mm/2-3in.

The days with the most rainfall were the 3<sup>rd</sup> & 13<sup>th</sup> (6.6mm/0.3in.).

The longest dry spell during the month of January was 10 days.

January's rainfall was below normal!

|                                           |                                                  |                         |
|-------------------------------------------|--------------------------------------------------|-------------------------|
| <b>Total Rainfall</b>                     | <b>39.5 mm</b>                                   | <b>1.6 in.</b>          |
| <b>2015 Cumulative Rainfall</b>           | <b>39.5 mm</b>                                   | <b>1.6 in.</b>          |
| <b>Max. 24-Hr. Rainfall</b>               | <b>Jan. 3<sup>rd</sup> &amp; 13<sup>th</sup></b> | <b>6.6 mm/ 0.3 in.</b>  |
| <b>No. Rain Days (&gt;=1.0 mm)</b>        | <b>10 days</b>                                   |                         |
| <b>No. Heavy Rain Days (&gt;=10.0 mm)</b> | <b>0 day</b>                                     |                         |
| <b>No. Thunderstorm Days</b>              | <b>0 day</b>                                     |                         |
| <b>Avg. Wind Speed</b>                    | <b>9 kts.</b>                                    | <b>10 mph</b>           |
| <b>Max. Wind Gust</b>                     | <b>Jan. 12<sup>th</sup></b>                      | <b>35 kts. / 40 mph</b> |
| <b>Avg. Temperature</b>                   | <b>26.2 °C</b>                                   | <b>79 °F</b>            |
| <b>Max. Temperature</b>                   | <b>Jan. 30<sup>th</sup></b>                      | <b>29.5 °C / 85 °F</b>  |
| <b>Min. Temperature</b>                   | <b>Jan. 12<sup>th</sup></b>                      | <b>21.7 °C / 71 °F</b>  |

The temperatures recorded during the month of January ranged from near normal to above normal.

The warmest day was the 1<sup>st</sup> with an average temperature of 27.1°C/81°F.

The day with the most sunshine hours was the 22<sup>nd</sup> (10hrs 24 min).

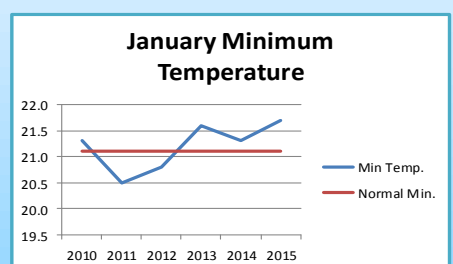
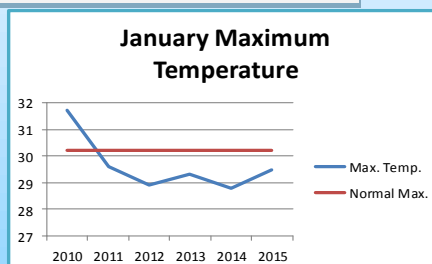
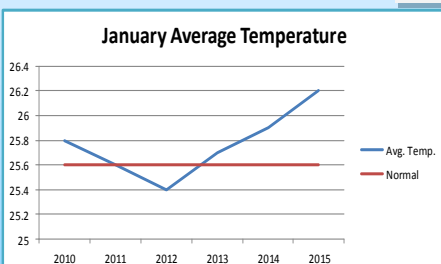
The day with the least sunshine hours was the 18<sup>th</sup> (5 hr. 24min)

The windiest day was the 3<sup>rd</sup>, with a daily average wind speed of 16 kts. / 18 mph.

Skies were mostly fair during the month of January.

## January Temperature Trends

Normals (1981-2010)



- ◆ January 's **average and minimum temperatures** have been warming over the last 3 years .
- ◆ January **maximum temperatures** cooler than normal over the last 5 years

*This newsletter is produced by the Meteorological Department of St. Maarten. We would appreciate your comments and feedback. Kindly drop us a line at [meteo@sintmaartengov.org](mailto:meteo@sintmaartengov.org) , fax at (1 721) 545 2998 or call us at (1 721) 545 2024/ 545 4226.*