

Weather & Climate

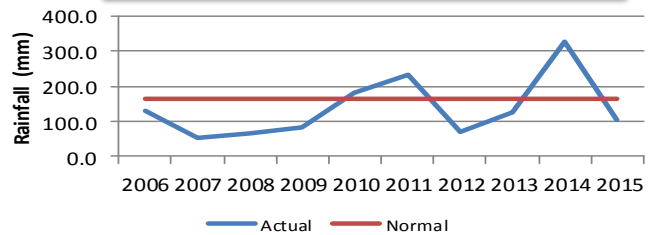
Volume 2, Issue 31

November 2016

NORMAL NOVEMBER CONDITIONS

Rainfall Total	85.3 mm – 169.9 mm	3– 7 in.
Avg. No. of Rain days	15 days	
Daily Average Temperature	27.3°C	81°F
Avg. Max. Temperature	30.0°C	86 °F
Avg. Min. Temperature	24.7°C	77°F
Avg. Daily Hours of Sunshine	8 hrs	

Actual Vs Normal November Rainfall



Rainfall for the month of November has been below - normal for 7 of the last 10 years.

We are still in the hurricane season

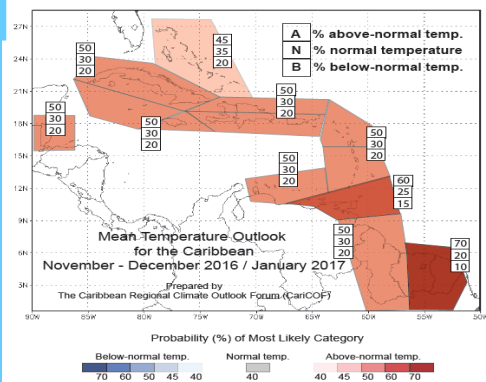
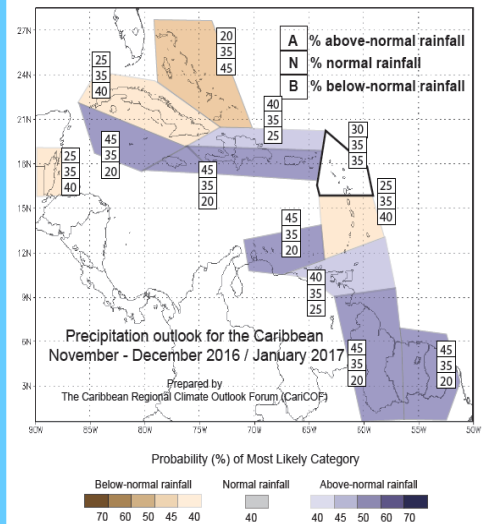
Seasonal Outlook for November to January (NDJ) 2016/17

According to the Caribbean Outlook Forum : <http://rcc.cimh.edu.bb/long-range-forecasts/caricof-climate-outlooks/>

There is low predictability in the rainfall forecast for St. Maarten and the Leeward Islands this season; ‘November to January 2016/17’. However, the forecast is that, rainfall totals are likely to be normal to below-normal. The normal rainfall for St. Maarten ranges from 269.2 mm – 324.6 mm/ 11-13in.

November is usually the wettest month of the year, as a result, there is usually frequent showers some of which may be heavy. In December, showers begin decreasing as we transition into the dry season and January expect sunny days with few showers.

Temperatures for most of the Caribbean is forecast to be normal to above normal however, it is not expected to be exceedingly hot.



During mid-October, sea surface temperature anomalies across the Pacific Ocean were slightly cooler than a weak La Nina. However, atmospheric condition do not suggest a weak La Nina. Models indicate that, an Enso –Neutral Phase will persist until Mid 2017.

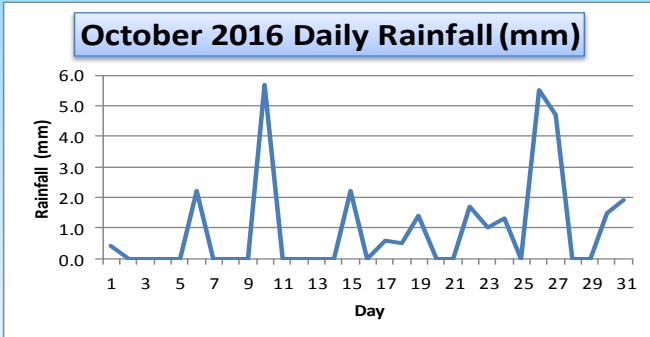
As the 2016 Atlantic Hurricane Season comes to an end, very little activity has been observed over the Atlantic. Only one named storm formed during the month of October. Tropical storm Nicole formed in the western Atlantic on October 4th and became a hurricane on October 6th.

With just a few weeks left in the hurricane season we should **NOT** let our guards down **BUT** remain vigilant and prepared.

Please note that all data was recorded at the Princess Juliana International Airport and may not necessarily reflect conditions at other points on country St Maarten.

OCTOBER 2016 IN REVIEW

Rainfall for the month of October was below the normal range (99.9-180.9mm). A total of 30.6 mm/1.2 inches were recorded with eleven (11) rain days. This was the driest October in over 60 years at the Princess Juliana International Airport. Tropical storm Nicole, the thirteenth named storm of the season formed north of the local area however, no significant rainfall was produced.



The longest dry spell was 5 days.

Rainfall for 2016 remains below -normal

Rainfall from Jan. to October	
Normal	795.2–978.3 mm
2015	328.9 mm
2016	514.8 mm

Total Rainfall	30.6 mm	1.2 in.
2016 Cumulative Rainfall	514.8 mm	20.3 in.
Max. 24-Hr. Rainfall	October 10th	5.7 mm/ 0.2 in.
No. Rain Days (>=1.0 mm)	11 days	
No. Heavy Rain Days (>=10.0 mm)	0 day	
No. Thunderstorm Days	6 days	
Avg. Wind Speed	7 kts.	8 mph
Max. Wind Gust	October 1st	29 kts. / 33 mph
Avg. Temperature	29.0 °C	84 °F
Max. Temperature	October 17th	32.4 °C / 90 °F
Min. Temperature	October 31st	24.8°C / 77 °F

October 2016 recorded the lowest October rainfall since 1953.

The Maximum temperature during the month of October was above-normal while minimum temperature was below-normal.

The warmest days were the 5th & 19th with an average temperature of 29.6°C/85°F.

The day with the most sunshine hours was the 14th (10hrs :18 min).

The day with the least sunshine hours was the 31st (0 hr: 24 min).

The windiest day was the 1st, with a daily average wind speed of 10 kts. / 12 mph.

Skies were mostly Cloudy during the month of October.

2016 Atlantic Tropical Cyclone Names

Alex	Jan. 13th	Depression #8	Aug. 28th	Nicole	Oct. 4th	Walter
Bonnie	May 27th	Hermine	Aug. 31st	Otto		
Collin	Jun. 5th	Ian	Sept. 12th	Paula		
Danielle	Jun. 20th	Julia	Sept. 13th	Richard		
Earl	Aug. 2nd	Karl	Sept. 15th	Shary		
Fiona	Aug. 17th	Lisa	Sept. 20th	Tobias		
Gaston	Aug. 22nd	Matthew	Sept. 28th	Virginie		

This newsletter is produced by the Meteorological Department of St. Maarten. We would appreciate your comments and feedback. Kindly drop us a line at meteo@sintmaartengov.org , fax at (1 721) 545 2998 or call us at (1 721) 545 2024/ 545 4226.