

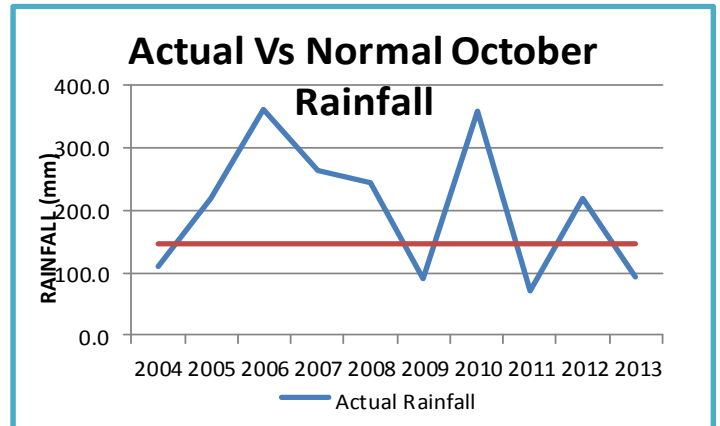
Weather & Climate

Volume 2, Issue 9

October 2014

NORMAL OCTOBER CONDITIONS

| | | |
|------------------------------|--------------------|-----------|
| Rainfall Total | 96.6 mm – 152.0 mm | 4 – 6 in. |
| No. of Rain days | 14 days | |
| Daily Average Temperature | 28.1°C – 28.4 °C | 83 °F |
| Max. Temperature | 31°C | 88 °F |
| Min. Temperature | 26 °C | 79°F |
| Avg. Daily Hours of Sunshine | 8 hrs | |



**We are in the
Hurricane Season!.**

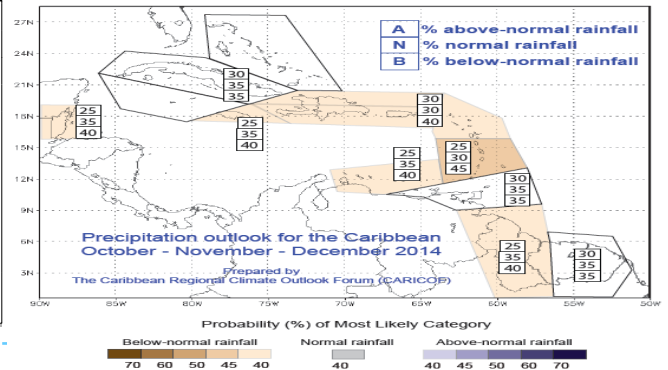
Rainfall for the month of October has been trending to near-normal to below-normal over the past ten years.

Seasonal Outlook for October to December

According to the Caribbean Outlook Forum : www.cimh.edu.bb/?p=precipoutlook

The precipitation outlook for the season ‘October – December’ will most likely be drier than normal.

Temperature for most of the Caribbean is forecast to be near-normal to above-normal for the same period.



Present observations are indicating that the sea surface temperatures in the Eastern Pacific continue to warm. Forecasts indicate that a weak or moderate El Nino may develop this season.

El Nino is associated with drier conditions and less frequency of storms across the Caribbean.

Drought conditions are evolving in parts of Belize, Jamaica, Haiti, Martinique and most of the other Caribbean Islands.

However, as we approach October & November (end of season) the threat of tropical storms & hurricanes remains.

NEGATIVE IMPACTS:

This season:

- ◆ Increase risks of bush fires.
 - ◆ Heat stress.
- ◆ Less available Soil moisture.
- ◆ Risks of storms/hurricanes

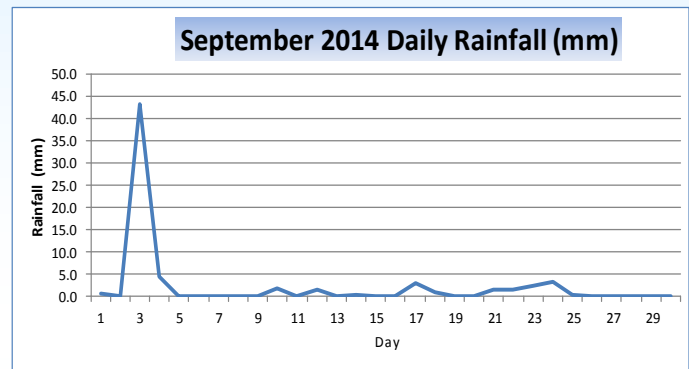
SEPTEMBER 2014 IN REVIEW

Rainfall amounts continued to be low for the past four months. A few tropical waves crossed the island chain during the month of September. However, the only one which contributed significantly to our rainfall total was one which passed through during September 3rd and 4th. More than half the month's total was recorded on September 3rd.

| | | |
|---|------------------------------|-------------------------|
| Total Rainfall | 65.5 mm | 2.6 in. |
| 2014 Cumulative Rainfall | 581.0 mm | 22.9 in. |
| Max. 24-Hr. Rainfall | Sept. 3rd | 43.4mm/ 1.7 in. |
| No. Rain Days (>=1.0 mm) | 10 days | |
| No. Heavy Rain Days (>=10.0 mm) | 1 day | |
| No. Thunderstorm Days | 4 days | |
| Avg. Wind Speed | 8 kts. | 9 mph |
| Max. Wind Gust | Sept. 2nd | 28 kts. / 32 mph |
| Avg. Temperature | 28.8 °C | 84 °F |
| Max. Temperature | Sept. 17th | 32.4 °C / 90 °F |
| Min. Temperature | Sept. 4th | 23.8 °C / 75 °F |

Tropical Storm Dolly & Hurricane Edouard formed in September !

Rainfall for the month of September was below the normal range. Normal rainfall for September ranges from 94.1–129.4 mm/ 4-5 in. The day with the most rainfall was the 3rd when 43.4mm/1.7in. was recorded. The longest dry spell during the month of September was 6 days from the 25th to 30th.



The latest updated predictions from NOAA increases the likelihood of a below- average 2014 Atlantic Hurricane Season. 7-12 named storms, 3-6 hurricanes with 0-2 major hurricanes.

Remember, that it takes only one major hurricane to make landfall on our island to make it an active season for us. We must also reiterate that other hydro-meteorological features such as heavy rainfall events can have impacts on our lives.

The Names for the storms for 2014 are:

| | | |
|------------------|------------------|-----------------|
| <i>Arthur</i> | <i>Hanna</i> | <i>Omar</i> |
| <i>Bertha</i> | <i>Isaias</i> | <i>Paulette</i> |
| <i>Cristobal</i> | <i>Josephine</i> | <i>Rene</i> |
| <i>Dolly</i> | <i>Kyle</i> | <i>Sally</i> |
| <i>Edouard</i> | <i>Laura</i> | <i>Teddy</i> |
| <i>Fay</i> | <i>Marco</i> | <i>Vicky</i> |
| <i>Gonzalo</i> | <i>Nana</i> | <i>Wilfred</i> |

The temperatures recorded during the month of September varied widely compared to the normal range.

The warmest day was the 21st with an average temperature of 29.5°C/85°F.

The day with the most sunshine hours was the 30th (11hrs 18 min).

The day with the least sunshine hours was the 4th (0 hrs. 0min)

The windiest day was the 13th, with a daily average wind speed of 12 kts. / 14mph.

Skies were cloudy most of the time during the month of September.

**Be Prepared! Be Alert!
Ready to take Action!**